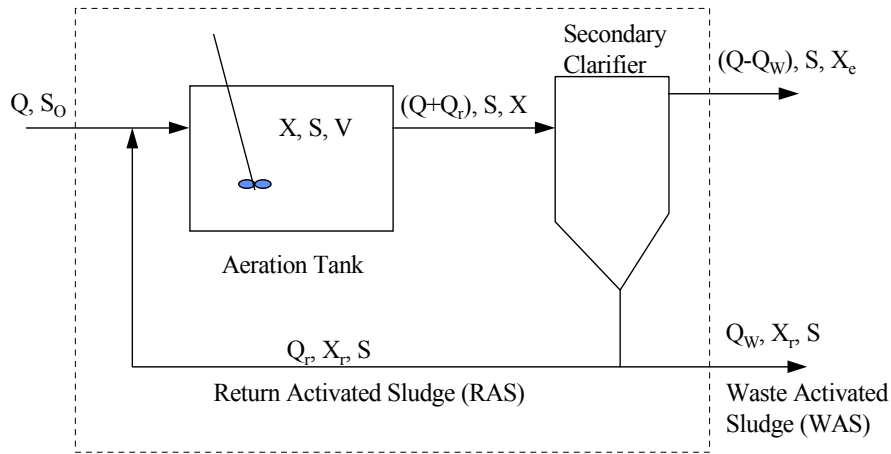


Completely Mixed Activated Sludge (CMAS) Bioreactor Design Equations



Mass Balance:

Biomass:

$$QX_0 + V \left(\frac{\mu_{\max} SX}{K_S + S} - k_d X \right) = (Q - Q_w) X_e + Q_w X_w$$

Substrate:

$$QS_0 - V \left(\frac{\mu_{\max} SX}{Y(K_S + S)} \right) = (Q - Q_w) S_e + Q_w S_w$$

where Q, Q_w = influent flow and waste flow, respectively, m^3/d

V = volume of aeration basin, m^3

μ_{\max} = maximum specific growth rate coefficient, h^{-1}

K_S = half saturation coefficient, mg/L

k_d = decay coefficient, h^{-1}

X_0, X, X_e, X_w = biomass in influent, bioreactor, effluent, and waste, mg/L as MLVSS

S = soluble substrate concentration in bioreactor, mg/L as BOD or COD

S_0 = influent substrate concentration, mg/L as BOD or COD

Y = biomass yield, mg biomass formed/ mg substrate utilized (mg VSS/ mg BOD)

Assumptions:

1. Influent and effluent _____ concentration is negligible
2. Aeration basin is a _____ CSTR, $S = S_w = S_e$
3. All reactions occur in _____ basin

Then:

$$\frac{\mu_{\max} S}{K_S + S} = \frac{Q_w X_w}{VX} + k_d \quad ; \quad \frac{\mu_{\max} S}{K_S + S} = \frac{QY}{VX} (S_0 - S)$$

Observe:

$$\frac{Q}{V} = \frac{1}{\theta} \quad ; \quad \frac{Q_w X_w}{VX} = \frac{1}{\theta_c}$$

Where θ = the hydraulic retention time, HRT, and θ_c = the solids residence time, SRT. This results in the following design equations:

$$S = \frac{K_S (1 + k_d \theta_c)}{\theta_c (\mu_{\max} - k_d) - 1} \quad ; \quad \theta_c = \frac{K_S + S}{S (\mu_{\max} - k_d) - K_S k_d} \quad ; \quad X = \frac{\theta_c Y(S_0 - S)}{\theta (1 + k_d \theta_c)}$$

The minimum soluble BOD concentration that can be achieved as $\theta_c \rightarrow \infty$:

$$S_{\min} = \frac{K_S k_d}{\mu_{\max} - k_d}$$

The minimum θ_c achievable as $\mu \rightarrow \mu_{\max}$:

$$\theta_{c_{\min}} = \frac{K_S + S_0}{S_0 (\mu_{\max} - k_d) - K_S k_d}$$

Steps for Activated Sludge Design

1. Establish effluent soluble BOD₅ allowable to meet BOD₅ and SS effluent limits.
2. Determine what θ_c is required to meet the effluent soluble BOD₅ allowable.
3. Solve for the mixed liquor volatile suspended solids, MLVSS, concentration given a particular hydraulic residence time, θ . Or solve for θ given a particular MLVSS.
4. Calculate the return activated sludge (RAS) flow, Q_r , and concentration, X_r' .

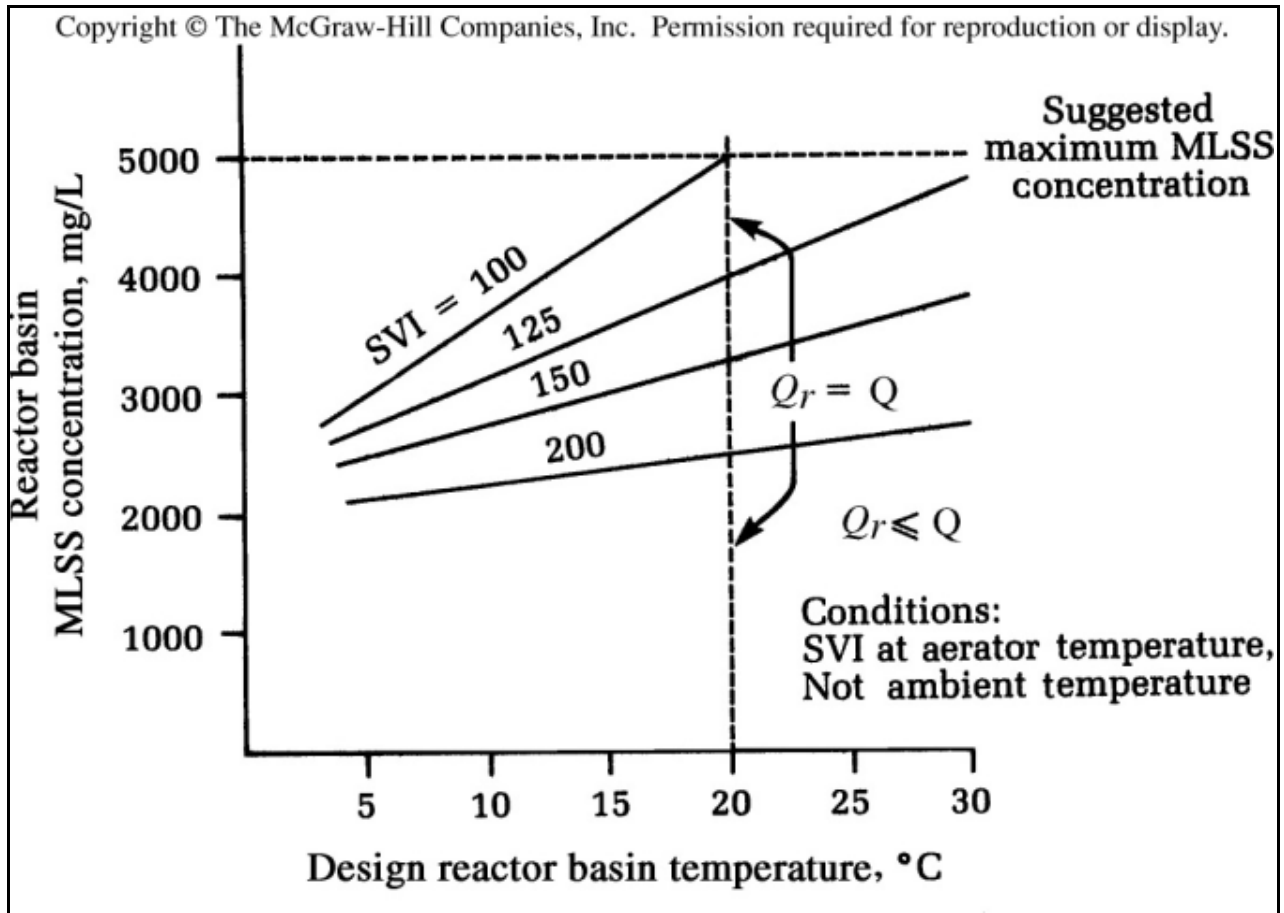
$$X_r' Q_r = X'(Q_r + Q) \quad ; \quad X_r' = 10^6/\text{SVI}$$

where X' = MLSS, mg/L (X' typically is approximately $1.2 \cdot X$)

X_r' = RAS concentration, mg/L

Q_r = RAS flow rate, m³/s

Find X_r' using the sludge volume index, SVI, from the following figure:



5. Sludge production can be estimated as follows:

$$P_X = Y_{OBS} Q (S_O - S) \frac{kg}{1000 g}$$

where:

- P_X = sludge production, kg/d
- Y_{OBS} = observed growth yield, mg biomass formed, VSS/ mg BOD₅ utilized
- Q = influent flow, m³/d
- S_O = influent BOD₅
- S = effluent BOD₅

Y_{OBS} can be estimated as :

$$Y_{OBS} = \frac{Y}{1 + k_d \cdot \theta_c}$$

6. Oxygen requirement for carbonaceous BOD removal can be calculated as:

$$O_2 \text{ req} = \left(\frac{Q(S_O - S)}{f} \cdot \frac{kg}{1000 g} \right) - 1.42 \cdot P_X$$

where f = the conversion from BOD₅ to BOD_L, (0.45- 0.68)

When nitrification is occurring the oxygen requirement can be calculated as:

$$O_2 \text{ req} = \left(\frac{Q(S_o - S)}{f} \cdot \frac{\text{kg}}{1000 \text{ g}} \right) - 1.42 \cdot P_x + 4.57 Q (N_o - N) \cdot \frac{\text{kg}}{1000 \text{ g}}$$

where N_o and N are the influent and effluent $\text{NH}_4\text{-N}$ concentrations, respectively.

7. Calculate the alkalinity consumed.

The conversion of $\text{NH}_3\text{-N}$ to nitrate not only requires oxygen but it also consumes considerable amount of alkalinity (7.1 mg/L as CaCO_3 for every mg/L $\text{NH}_3\text{-N}$):

$$\text{alk consumed (kg/d)} = Q (N_o - N) \cdot 7.1 \text{ mg/L as CaCO}_3/\text{mg NH}_4\text{-N} \cdot (\text{kg}/1000 \text{ g})$$

8. Settling Tank Design

The design of primary and secondary settling tanks can be done on the basis of settling tests and/or established design criteria. In general, the design of tanks must meet established overflow rate and weir loading criteria.

10 State Standards Criteria

Criteria	Primary Settling Tanks		Secondary Settling Tanks	
	Avg	Peak		Peak
Overflow Rate, $\text{m}^3/\text{m}^2 \cdot \text{d}$ OR = Q/A	41	60-120*		49
Weir Loading, $\text{m}^3/\text{m} \cdot \text{d}$ WL = Q/L	< 1 mgd	> 1 mgd	< 1 mgd	> 1 mgd
	250	375	250	375

* for tanks not receiving waste activated sludge, use $49 \text{ m}^3/\text{m}^2 \cdot \text{d}$ for primary clarifiers receiving WAS

Activated Sludge Operational Considerations

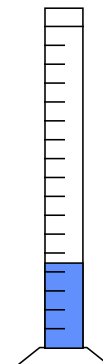
An operator of an activated sludge plant is concerned with three things:

1. E_____ quality (BOD_5 and SS)
2. S_____ characteristics of the biomass (SVI)
3. Sludge w_____ or solids inventory (θ_c , F/M)

These three objectives/operational parameters are interrelated. A good settling sludge will produce good effluent quality. Maintaining the proper solids inventory will produce a good settling sludge. Controlling θ_c will maintain the proper solids inventory.

SVI - Sludge v_____ index.

- Measure of s_____ characteristics of biomass.
- Measured in a g_____ cylinder after 30 minutes of settling.
- Units of mL/g.
- A d_____ SVI is in the range of 75 - 150.



Sludge Bulking

- Sludge bulking is the condition where the SVI is h_____ and the suspended solids are not settling in the secondary settling tank.
- It is usually an indication of f_____ **organisms** - long string-like organisms which outcompete the flocculent organisms because of their large surface area.
- Filamentous organisms can be caused by

- l_____ F/M ratio
- l_____ DO
- nutrient d_____
- l_____ pH
- i_____ or toxicity

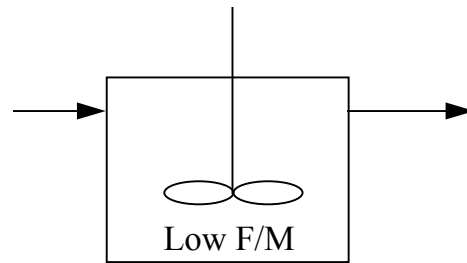
F/M Ratio

- The f_____ to m_____ (F/M) ratio is an alternative control/design parameter to θ_c for the operation of an activated sludge plant.

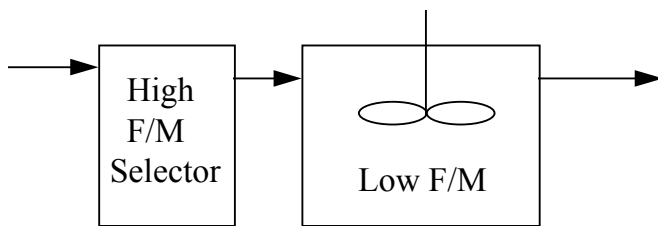
$$\frac{F}{M} = \frac{Q S_o}{V X} = \frac{mg \text{ BOD}_5/dD}{mg \text{ MLVSS}}$$

Note: the F/M ratio is inversely proportional to θ_c .

- Low F/M ratios are typical in c_____ mixed activated sludge (CMAS) systems.
- CMAS systems, consequently, often have filamentous b_____ problems.



Single Tank CMAS



CMAS with Selector

By using a s_____, the F/M in the first compartment of an activated sludge system can be increased, giving the f_____ microorganisms a competitive advantage.

SUMMARY OF ACRONYMS

SRT	solids retention time (or solids residence time), also MCRT, mean cell residence time
MLSS	mixed liquor suspended solids
MLVSS	mixed liquor volatile suspended solids (used as a surrogate measurement of the biomass in an activated sludge system)
SVI	sludge volume index - a measurement of the settling properties of activated sludge
F:M	food:microorganisms ratio, an alternative design parameter for A.S. system
RAS, WAS	return and waste activated sludge